



Cities TCP

Decarbonising Cities & Communities

IEA CITIES TASK 2: DATA FOR URBAN ENERGY PLANNING

3rd working meeting, 18./19.03.2026

Ingo Leusbrock (AEE INTEC)

AIMS FOR THIS MEETING

3rd working meeting IEA Cities Task 2

- Update on recent developments
 - Within IEA Cities Task 2
 - Within IEA Cities TCP
- Introduction Italian partners
- Interesting presentations from different participants and external persons
- Explanation procedure for „Strategic Plan IEA Cities TCP 2027 – 2030“
- Discussion & input on next steps in dissemination → Webinars and action learning groups
- Planning next steps

ORGANISATIONAL STUFF

The small things

- Recording of the meeting
 - Used for documentation and sharing
- Minutes, recordings and presentations will be shared after this meeting
 - Also available on MS Teams
- Access to the MS Teams channel
 - Please check, every documentation etc. is available there
- Main presentations and further material already available online
 - Options for direct feedback and input

AGENDA

Program Day 1 (I)

Start	End	Name	Description / work item
Day 1			
13:00	14:00	Welcome and Registration	<ul style="list-style-type: none"> • Light Lunch: Bistrot Edificio Pixel, piano terra
14:00	14:30	Opening and general update	<ul style="list-style-type: none"> • Opening by ENEA - Welcome by Stefano Pizzuti (ENEA TERIN-ICER Coordinator) • Introduction to the meeting objectives and agenda • Brief update on recent developments

AGENDA

Program Day 1 (II)

Start	End	Name	Description / work item
14:30	16:30	Introduction Italian partners	<ul style="list-style-type: none"> • The Italian perspective (ENEA) • Introduction of new Italian partners • Who am I? On which topic do I currently work upon? What are my interests and expectations? <ul style="list-style-type: none"> • Francesco Causone, PoliMi • Daniele Vettorato, EURAC • Senatro Di Leo, CNR • Paolo Civiero, Roma 3 • Roberta Pezzetti, Uninsubria • Michela Pirro & Nicoletta Gozo, ENEA
16:30	16:45	Coffee break	Group photo!

AGENDA

Program Day 1 (III)

Start	End	Name	Description / work item
16:45	18:00	Presentations + Discussion	<ul style="list-style-type: none"> • Presentation “Strategic plan for Cities TCP 2027 - 2030”, Jeroen van Hemmen, RVO <ul style="list-style-type: none"> • Discussion is aiming to prepare next steps in all countries to give input resp. raise interest • Presentation "Replicability potential of flexible MES in Europe: method, data analysis and results", Marie Sevenet, EIFER • Presentation + discussion „The Austrian platform on municipal heat planning – PREP”, Ivana Gramatikova, SIR <ul style="list-style-type: none"> • Discussion is aiming at identifying synergies and preparing potential joint activities later in 2026
18:00	18:15	Wrap up Day 1	<ul style="list-style-type: none"> • Wrap-Up
19:30		Dinner	<ul style="list-style-type: none"> • Organized by ENEA: to be confirmed on site; on own expenses

AGENDA

Program Day 2 (I)

Start	End	Name	Description / work item
Day 2			
8:30	8:45	Start Day 2	<ul style="list-style-type: none"> Recap Day 1, Introduction programme Day 2
8:45	10:45	Workshop „Drawing our first panorama of methods, tools and services”	<ul style="list-style-type: none"> Marie Sevenet, EIFER <ul style="list-style-type: none"> Mapping methods and tools used across in CT 2 & our projects
10:45	11:00	Coffee break	
11:00	12:00	Dissemination planning	<ul style="list-style-type: none"> Update status quo and ideas for webinars and action learning groups Presentation Miriam Bandino, GCOM // Lieven Callewaert on the concept of Action Learning groups (tbc) Discussion and planning webinar series and action learning groups

AGENDA

Program Day 2 (II)

Start	End	Name	Description / work item
Day 2			
12:00	12:30	Next steps	<ul style="list-style-type: none"> • Who will do what in the next coming weeks and months? • What are the next official steps?
12:30	12:50	Open question and general information round	<ul style="list-style-type: none"> • Opportunity for open questions and for information of participants on any item
12:50	13:00	Closure meeting	<ul style="list-style-type: none"> • Summary of key takeaways from the meeting

MEETINGS 2026

Meetings

- Interim online meeting
 - 28th of January 2026
- 3rd working meeting in Bergamo
 - 26th / 27th of March 2026
- *ExCo Meeting Brussels*
 - 16th / 17th of April 2026
- Interim online meeting
 - 24th of June 2026
- 4th working meeting, Austria
 - 12.10. – 15.10.2026 (tbc)
- *ExCo meeting Fall 2026*
 - tbd

INTERIM ONLINE MEETING

28th of January 2026

- Recap
 - General updates
 - Meetings, TCP / country status, etc.
 - Dissemination activities, fact sheets and videos
 - Presentation Philipp Sommer, FH Münster (GER)
 - f-heat (open-source tool for municipal heat planning)
 - Presentation Patryk Czarnecki (IBRI, AUT)
 - Introduction IEA Cities Task 5 / IEA EBC Annex 97 “Sustainable Cooling in Cities”
- MS Teams Link for minutes etc.: [20260127 Interim online meeting](#)



TODO'S

- AEE
 - Resilient energy system – IEA EBC Annex 73 results --> IL shares information → pending
 - Debriefing of online meeting
 - Minutes / presentations / ToDos
 - Ensure MS Teams access for all new partners (esp. new Italian participants)
 - Preparation status quo and updates for ExCo Meeting in April 2026
 - Clarify hosting solution for explainer videos (Cities TCP website / YouTube / GCOM)
 - Prepare publication and promotion concept for factsheets + videos
 - Provide link overview of all discussed documents
 - Set up a shared overview (table) of relevant events, conferences, and webinars
 - Strategic Plan for Cities TCP (2027–2032)
 - IL will send further information on procedure as soon as available
 - Prepare agenda and focus topics for the next Task 2 meeting (Bergamo)

TODO'S

- Subtask leads
 - Develop cooperation packages with Tasks 3 (finance) and 4 (districts)
 - Data prioritization - what do you need for what
 - do a test run by walking through municipal heat planning
- Devin
 - Organise feedback and testing process for data management template for cities
 - Collect expressions of interest for:
 - Reviewing the template
 - Testing it in national / local contexts
 - Initiate bilateral follow-ups with interested partners

UPDATES

Operational activities

- Meeting GCOM / RVO
 - Ideas & Strategy for dissemination
 - Planning of webinars and action learning groups
 - More on that tomorrow

OVERVIEW DISSEMINATION

General

- Direct access now to CMS of the Cities TCP website
 - We can directly enter updates, post stuff, put materials there
 - Testing phase after Bergamo meeting
- Separate Youtube account for Cities TCP
 - We will upload our material there in future
 - Transfer after Bergamo meeting
- Prepare publication and promotion concept for factsheets + videos
 - Done, see mail Larissa
- Set up a shared overview (table) of relevant events, conferences, and webinars
 - Available on MS Teams

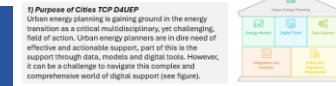


FACT SHEETS

Purpose

- Purpose
 - Collection of low-hanging fruits / available content in all subtasks
 - First content deliverable
 - appetizers for cities & municipalities and other researchers
 - Appetizers for other countries
 - First statement / first communication with „Cities community“
 - Gateway to more detailed content
 - How exactly organized and structured currently under discussion

Join IEA's Cities TCP! Why?



1) Purpose of Cities TCP D4UEP
Urban energy planning is paving ground in the energy transition as a critical multidisciplinary, yet challenging, field of action. Urban energy planners are in dire need of effective and actionable support, part of this is the support through data, models and digital tools. However, it can be a challenge to navigate this complex and comprehensive world of digital support (see figure).

2) How can we help you?
The IEA Cities TCP is your one-stop shop/partner to this challenges world of data, models and digital tools.
City X1 and X2 already collaborate with the TCP for their challenges in UEP.

3a) City example on challenge
City X1 is hampered in the planning of their sustainable energy system. The municipal department tasked with this planning has little insights about the current and future development of energy demand in the city.

3b) City example on challenge
City X2 is on the verge to start with data analysis for their local heating plans. They collected data for these analysis, however they have questions how to work in a trustworthy manner.

4) What the Cities TCP offers
The IEA Cities TCP task on Data for Urban Energy Plan worldwide!
In addition, we develop data-driven energy system models.

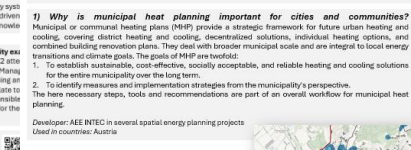
5a) City example of how TCP helped
City X1 visited the TCP event in Rio de Janeiro. Through this contact they were able to utilize the SDX model to support in the iterative design efforts for a sustainable local energy system by 2030.

5b) City example of how TCP helped
City X2 attended the TCP event in Rio de Janeiro. Through this contact they were able to utilize the SDX model to support in the iterative design efforts for a sustainable local energy system by 2030.

6) Join us!
Need help? Or can you offer support? Join us via this link:
[www.wsermoplanung.at](#)
[www.aee-intec.at](#)

Fact Sheet: Municipal heat planning in Austria

Workflow and tools for developing municipal heat plans in close cooperation with cities and communities



1) Why is municipal heat planning important for cities and communities?
Municipal or communal heating plans (MHP) provide a strategic framework for future urban heating and cooling, covering district heating and cooling, decentralized solutions, individual heating options, and combined building renovation plans. They deal with broader municipal scale and are integral to local energy transitions and climate goals. The goals of MHP are twofold:
1. To establish sustainable, cost-effective, socially acceptable, and reliable heating and cooling solutions for the entire municipality over the long term.
2. To identify measures and implementation strategies from the municipality's perspective.
The here necessary steps, tools and recommendations are part of an overall workflow for municipal heat planning.
Developer: AEE INTEC in several spatial energy planning projects
Used in countries: Austria

2) What is necessary to develop municipal heat plans?
Municipal heat plans require a sound data base on buildings, existing infrastructure, heating and cooling supply and expected developments in the municipality (e.g. new quarters, renovation activities). These data may be used for interactive visualization and analysis and for spatial presentation of the information as part of a GIS environment and related webservices. In combination with ongoing stakeholder involvement, these services enable municipalities to develop municipal heat plans, which e.g. may define future extension areas for district heating or parts of a city with individual heating solutions.

3) Main elements & key steps included:
Data prerequisites, socio spatial and visual representation, stakeholder integration, alignment with / development plans.
Required Data:
Spatially data on city and infrastructure, Renewable Energy potential, Spatial energy planning, Technical understanding systems and building energy data, GIS tools and webserver.

5) Join us!
Curious of which other models and data we already work with in the TCP? fact sheets via this link:
[www.wsermoplanung.at](#)
[www.aee-intec.at](#)

Fact Sheet: Municipal Heat Planning in Austria

Practical Steps for Cities and Communities for Developing Municipal Heat Plans

Why is municipal heat planning important for cities and communities?
A well-planned heating and cooling system makes cities and communities more sustainable, affordable, and future-proof. Municipal or communal heating plans (MHP) helps identify the best ways to provide reliable and environmentally friendly heating and cooling - whether through district heating, renewable energy, or efficient building upgrades.
By taking the right steps and engaging stakeholder, municipalities cut costs, reduce emissions and enhance life quality.

The key goals of MHP are:
• Creating sustainable, cost-effective, socially fair and reliable heating and cooling solutions that work for everyone.
• Developing clear strategies and action plans that help municipalities transition to greener energy.

What is necessary to develop a municipal heat plan?
A successful heat plan is based on reliable data about buildings, existing infrastructure, and future developments.
Interactive tools, such as GIS maps, help visualize energy needs and identify the best solutions. Ongoing collaboration with residents, businesses, and experts ensures effective implementation.

Key Steps & Resources
• Gathering data on buildings, energy supply and infrastructure
• Mapping energy use and potential renewable sources
• Developing scenarios for future heating solutions
• Aligning with climate action plans

Skills needed
Urban energy planning, Digital tools like GIS, Technical knowledge of heating systems

Developer: AEE INTEC with various spatial energy planning projects, used in Austria
Further Links:
[www.wsermoplanung.at](#)
[www.aee-intec.at](#)

FACT SHEETS

Background

What is necessary?
Skills, data, steps?

Fact Sheet: Municipal Heat Planning in Austria



Practical Steps for Cities and Communities for Developing Municipal Heat Plans

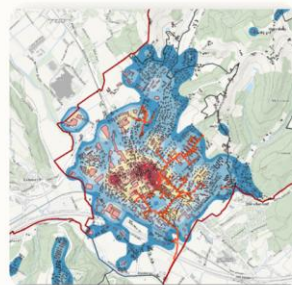
Why is municipal heat planning important for cities and communities?

A well-planned heating and cooling system makes cities and communities more sustainable, affordable, and future-proof. Municipal or communal heating plans (MHP) helps identify the best ways to provide **reliable and environmentally friendly** heating and cooling - whether through district heating, renewable energy, or efficient building upgrades.

The **key goals** of MHP are:

- Creating sustainable, cost-effective, socially fair and reliable heating and cooling solutions that work for everyone.
- Developing clear strategies and action plans that help municipalities transition to greener energy.

By taking the right steps and engaging stakeholder, municipalities cut costs, reduce emissions and enhance life quality.



Initial step: Generating a heat demand density map, visual example (AEE INTEC)

What is necessary to develop a municipal heat plan?

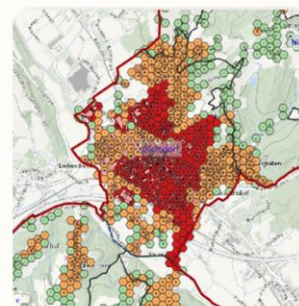
A successful heat plan is based on **reliable data** about buildings, existing infrastructure, and future developments.

Interactive tools, such as **GIS maps**, help visualize energy needs and identify the best solutions. Ongoing **collaboration** with residents, businesses, and experts ensures effective implementation.

Key Steps & Resources

- **Gathering data** on buildings, energy supply and infrastructure
- **Mapping energy use** and potential renewable sources
- **Developing scenarios** for future heating solutions
- Aligning with **climate action plans**

Skills needed



Next step: Zoning map for spacial heating options derived from heat density map (AEE INTEC)

Developer: AEE INTEC within various spatial energy planning projects; Used in: Austria

Explore more!

- Curious about other models and data we work with in the Cities TCP?
- Explore more fact sheets via this link!



Further Links

- www.waermeplanung.at
- www.aee-intec.at
- <https://cities-top.org/>



Cities TCP
Decarbonising Cities & Communities

Target groups:
Cities & multipliers

Links, projects, etc.

VIDEOS FOR FACT SHEETS

Overview

- Idea
 - 3 – 5 minute video as teaser / easy access for each fact sheets
- Manual available with general recommendations
- Intro and outro slides available
 - Please use them!
- 5 videos available as start / inspiration
 - General intro on Task 2
 - Municipal heat planning
 - ...
 - ...\\04_Work\\02_Videos\\02_Videos for upload

OVERVIEW FACT SHEETS & VIDEOS

No.	Title / Project	Provided by	Stage of completion	Video
1	Municipal Heat Planning	AEE INTEC (Ingo)	4 Final and approved	yes
2	EnergyKompass - Heat Checker	SIR (Ivana)	4 Final and approved	
3	Enepomap	Uni Bascque (Aitor)	4 Final and approved	
4	Energy transition model	Quintel Int. (Devin)	4 Final and approved	
5	Energy & GHG monitoring in France	EIFER (Samuel)	4 Final and approved	
6	GEODIP_FuelPoverty	EIFER (Marie)	4 Final and approved	yes
7	PathOPT	KU Leuven (Martin Sollich)	4 Final and approved	
8	Energy Inventory Analysis	SIR (Ivana)	4 Final and approved	
9	DHNx_Addons - Workflow	Siz (Ann-Kathrin)	4 Final and approved	
10	Data collection for feasibility studies	Siz (Ann-Kathrin)	4 Final and approved	
11	pandaProsumer	EIFER (Marie)	4 Final and approved	yes
12	Spatial Energy Planning	AEE INTEC (Ingo)	2 In layouting phase	
13	PartLCE	Uni Bascque (Aitor)	4 Final and approved	
14	Flexibility Potential (Replicability potential)	EIFER (Marie)	4 Final and approved	yes

- Plus one video on general introduction Cities Task 2
- ... \04_Work \Subtask 5 - Dissemination

NEXT STEPS FACT SHEETS & VIDEOS

- More fact sheets, more videos
- „Release series“ via LinkedIn
 - Every week publication of fact sheet & video
 - LinkedIn article
 - Link to Cities TCP website
 - Link to Youtube video
 - When 8 videos available → ~May / June
 - 2nd batch Q4 2026?
- More on dissemination tomorrow

INTRODUCTION ITALIAN PARTNERS

- The Italian perspective (ENEA)
- Introduction of new Italian partners
 - Who am I? On which topic do I currently work upon? What are my interests and expectations?
 - Francesco Causone, PoliMi
 - Daniele Vettorato, EURAC
 - Senatro Di Leo, CNR
 - Paolo Civiero, Roma 3
 - Roberta Pezzetti, Uninsubria
 - Michela Pirro & Nicoletta Gozo, ENEA



PRESENTATIONS & DISCUSSION

- Presentation “Strategic plan for Cities TCP 2027 - 2030”, Jeroen van Hemmen, RVO
 - Discussion is aiming to prepare next steps in all countries to give input resp. raise interest
- Presentation "Replicability potential of flexible MES in Europe: method, data analysis and results", Marie Sevenet, EIFER
- Presentation + discussion „The Austrian platform on municipal heat planning – PREP”, Ivana Gramatikova, SIR
 - Discussion is aiming at identifying synergies and preparing potential joint activities later in 2026



Cities TCP
Decarbonising Cities & Communities

IEA CITIES TASK 2: DATA FOR URBAN ENERGY PLANNING

2nd working meeting, 22./23.10.2025

Ingo Leusbrock (AEE INTEC)

AGENDA

Program Day 2 (I)

Start	End	Name	Description / work item
Day 2			
8:30	8:45	Start Day 2	<ul style="list-style-type: none"> Recap Day 1, Introduction programme Day 2
8:45	10:45	Workshop „Drawing our first panorama of methods, tools and services”	<ul style="list-style-type: none"> Marie Sevenet, EIFER <ul style="list-style-type: none"> Mapping methods and tools used across in CT 2 & our projects
10:45	11:00	Coffee break	
11:00	12:00	Dissemination planning	<ul style="list-style-type: none"> Update status quo and ideas for webinars and action learning groups Presentation Miriam Bandino, GCOM // Lieven Callewaert on the concept of Action Learning groups (tbc) Discussion and planning webinar series and action learning groups

AGENDA

Program Day 2 (II)

Start	End	Name	Description / work item
Day 2			
12:00	12:30	Next steps	<ul style="list-style-type: none"> • Who will do what in the next coming weeks and months? • What are the next official steps?
12:30	12:50	Open question and general information round	<ul style="list-style-type: none"> • Opportunity for open questions and for information of participants on any item
12:50	13:00	Closure meeting	<ul style="list-style-type: none"> • Summary of key takeaways from the meeting



OPEN POINTS FROM DAY 1

- xxx



WORKSHOP „DRAWING OUR FIRST PANORAMA OF METHODS, TOOLS AND SERVICES”

COFFEE BREAK TILL 11:00



DISSEMINATION PLANNING

Introduction

- Update status quo and ideas for webinars and action learning groups
- Presentation Miriam Bandino, GCOM on the concept of Action Learning groups
- Discussion and planning webinar series and action learning groups

OVERVIEW FACT SHEETS & VIDEOS

No.	Title / Project	Provided by	Stage of completion	Video
1	Municipal Heat Planning	AEE INTEC (Ingo)	4 Final and approved	yes
2	EnergyKompass - Heat Checker	SIR (Ivana)	4 Final and approved	
3	Enepomap	Uni Bascque (Aitor)	4 Final and approved	
4	Energy transition model	Quintel Int. (Devin)	4 Final and approved	
5	Energy & GHG monitoring in France	EIFER (Samuel)	4 Final and approved	
6	GEODIP_FuelPoverty	EIFER (Marie)	4 Final and approved	yes
7	PathOPT	KU Leuven (Martin Sollich)	4 Final and approved	
8	Energy Inventory Analysis	SIR (Ivana)	4 Final and approved	
9	DHNx_Addons - Workflow	Siz (Ann-Kathrin)	4 Final and approved	
10	Data collection for feasibility studies	Siz (Ann-Kathrin)	4 Final and approved	
11	pandaProsumer	EIFER (Marie)	4 Final and approved	yes
12	Spatial Energy Planning	AEE INTEC (Ingo)	2 In layouting phase	
13	PartLCE	Uni Bascque (Aitor)	4 Final and approved	
14	Flexibility Potential (Replicability potential)	EIFER (Marie)	4 Final and approved	yes

- Plus one video on general introduction Cities Task 2
- ... \04_Work \Subtask 5 - Dissemination

NEXT STEPS FACT SHEETS & VIDEOS

- More fact sheets, more videos
- „Release series“ via LinkedIn
 - Every week publication of fact sheet & video
 - LinkedIn article
 - Link to Cities TCP website
 - Link to Youtube video
 - When 8 videos available → ~May / June
 - 2nd batch Q4 2026?



DISSEMINATION STRATEGY

Who? How?

Who is the target group?

- Primary: Cities and Municipalities
 - Energy agencies, national / regional representatives
- Secondary: Planners, technicians, experts, ...

Level of detail & way of communication

- Tailored information considering knowledge base, educational level, profession
- Increasing complexity and details
- Language in the sense of understanding
 - As far as possible: simple, logic, less jargon
- Language literally
 - English (as working language)
 - As translation: German, Spanish, Dutch, French, Chinese, **others?**

DISSEMINATION STRATEGY

What? Where?

Information and knowledge formats

- **Fact sheets**, brochures, reports, case studies
 - „how to“ details on topics → 2nd working meeting
- **Explainer videos** (3-5 minutes)
 - General introduction on Cities TCP
 - Introduction on Cities Task 2
 - Explanation/introduction of uploaded static documents
 - First project results
- **Action-learning groups** together with GCOM
 - Fact sheets as „advertisements“ for expertise
 - Upon topic requests by the cities
 - Online or in person, recorded
- **Webinar series** with GCOM
- **Workshops / webinars (?)**
- **Further capacity building for cities & municipalities (?)**

Accessibility and connection

- **Cities TCP** - main project website
 - As information hub to upload and provide links
 - No registration, openly accessible
- **UTMC** platform hosted by GCOM
 - Knowledge and information hub, limited access
- **Websites** by project **partners**
 - AEE INTEC, RVO, TNO, EIFER, Uni Bascque, **others?**
- **YouTube** channel - **hosted by whom?**
- **LinkedIn**
- Other: conferences, newsletters, journals



PRESENTATION MIRIAM

WEBINARS & ACTION LEARNING GROUPS

Ideas based on current discussion with RVO / GCOM

- **Starting point**
 - +10 one-page fact sheets are finalized with a common branded layout. More in the making.
 - Fact sheets meant as low-threshold entry to topics and starting point for later in-depth content.
 - Short teaser videos (3–5 minutes) will accompany fact sheets as an additional dissemination channel. +5 ready already.
 - Use fact sheets + teaser videos as marketing material to invite cities, municipalities, energy agencies and intermediaries.
- **General idea**
 - Layered engagement model:
 - Fact sheets + videos as marketing material
 - webinars as icebreakers for Cities TCP and action learning groups next to knowledge transfer
 - an "action learning group light" testing session to validate format,
 - full Learning Action Groups > September 2026.
 - Aim for continuity and establishing knowledge hub

DISCUSSION WEBINAR TOPICS

- Webinar before ALGs as "icebreaker" / low threshold / inspiration
- Webinars should be thematic and targeted (e.g., heat planning, data) to attract the right city practitioners rather than general institutional representatives
- Part of the webinars should introduce concept / option of action learning groups
- Plan for a webinar series of at least 4 webinars to demonstrate continuity and build a content hub
- UTM's typical approach: thematic modules (technology, regulation, data, economics), 90-minute sessions, biweekly scheduling, targeted city-level participants, and stored materials on the UTM platform behind registration.
- Possible setup
 - Webinar I
 - On Cities TCP in general
 - On Cities Task 2
 - On priority topics
 - Municipal heat planning (Webinar II)
 - ... (Webinar III ff.)
 - Explain concepts/ benefits of LAG and invite them

ACTION LEARNING GROUPS

- Focus on priority topics of Task 2 for ALG based on
 - Our interest
 - Our capacities & resources
- Action learning groups: structure & aims
 - Action learning groups (ALGs) = collective action research: prepare, share information, then convene for an interactive 2–4 hour session using a specific methodology
 - ALGs should start from concrete city questions/challenges (not abstract data philosophy) to produce meaningful outcomes
 - Possible outcomes include pilot collaborations, R&D proposals, or matchmaking to hire expert services
 - Miriam emphasised designing sessions so everybody (cities, intermediaries, researchers) gets concrete value and leaves with next practical steps
- HowTo Matchmaking topics and cities / stakeholders open

PRESENTATION MIRIAM BANDINO, GCOM // LIEVEN CALLEWAERT ON THE CONCEPT OF ACTION LEARNING GROUPS (TBC)

PROPOSED ACTIVITIES AND TIMELINE

- Timeline & scheduling ideas
 - Bergamo meeting: 18–19 March (working meeting) — opportunity to present ALG concept and get direct feedback from Task partners
 - EXCO in Brussels: mid April (16–17 April presumed) — present general, involve other tasks
- Suggested conservative timeline:
 - webinars starting end of May / beginning of June,
 - a “LAG light” (learning action group light) in June,
 - a fuller ALG in Oct/Nov 2026

DISCUSSION

- First feedback?
- Webinars
 - Topics for webinars
 - Municipal heat planning
 - ...
 - Not all presentations etc. have to be done by us
 - Contributions? Who will take charge of a webinar?
- Action Learning groups
 - Focus on priority topics of Task 2 for ALG based on
 - Our interest
 - Our capacities & resources
 - HowTo Matchmaking topics and cities / stakeholders open

UPDATE

Dissemination activities: Preparation workshop for IEA HP conference

- International Heat Pump Conference
 - Location and date: 26th – 29th of May 2026, Vienna, Austria
 - Link: <https://hpc2026.org/>
- Workshop
 - Title:
 - „How can the heat pump community help cities in their municipal heat planning and their energy transition?”
 - Aims
 - Clarify what cities need from the heat pump community
 - Highlight what the heat pump community needs from cities
 - Present selected city perspectives
 - Identify system-level challenges and opportunities
 - Encourage interactive dialogue
 - Define potential fields of future cooperation

NEXT STEPS



NEXT STEPS

- Fact sheets & videos – planning „publication series“
- What to do with the mapping of today?
- Further planning webinars & ALGs
- Structure and details for content „beyond fact sheets“
 - Municipal heat planning as start topic
 - One line of content for use cases / examples in different countries
 - One line of content for methods / data

NEXT MEETINGS

- Next interim online meeting
 - 23.06.2026 13:00 (tbc!)
 - Agenda
 - Presentation EIFER
 - Update 4th working meeting
 - Update strategic plan
- 4th working meeting
 - Planned: 12.10. – 15.10.2026 (tbc)
 - Location: Austria (tbc)
 - In combination with joint workshops / exchanges with Austrian initiatives

TODD'S

- Debriefing of 3rd working meeting
- Organization interim online meeting and 4th working meeting
- Align input Task 2 participants with Cities TCP strategic plan



OPEN QUESTIONS



INTERESTED? CONTACT ME!

The more, the merrier!

- Ingo Leusbrock
 - i.leusbrock@aee.at
 - Phone: +43 (0)3112 5886-261
 - Mobile: +43 (0)664 1012851

