

# Particle Solar Tower for High Temperature Process Heat



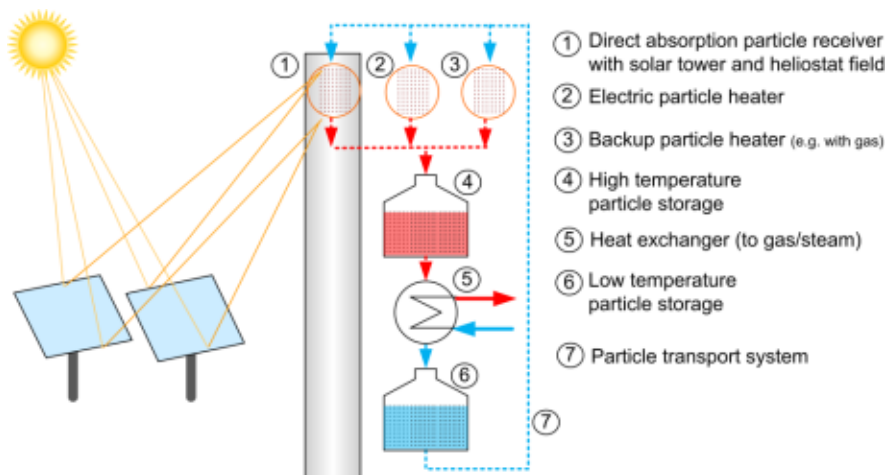
Dr.-Ing. Lars Amsbeck  
Institute of Solar Research  
German Aerospace Center

4.10.2018



Knowledge for Tomorrow

# Ceramic particles as heat carrier and low-cost thermal storage



➤ Ceramic particles enable:

- Temperatures **up to 1000°C and potentially above**
- Heat input from **concentrated solar and/or electricity** (wind and/or PV in a in a power to heat configuration)
- Easy hybridisation with e.g. biomass or gas for full **security of supply**
- Direct storage of heat for **24h operation**
- Heat supply as **hot air or steam** for
  - Electricity and cogeneration
  - Process heat




# Comparison of storage capacities

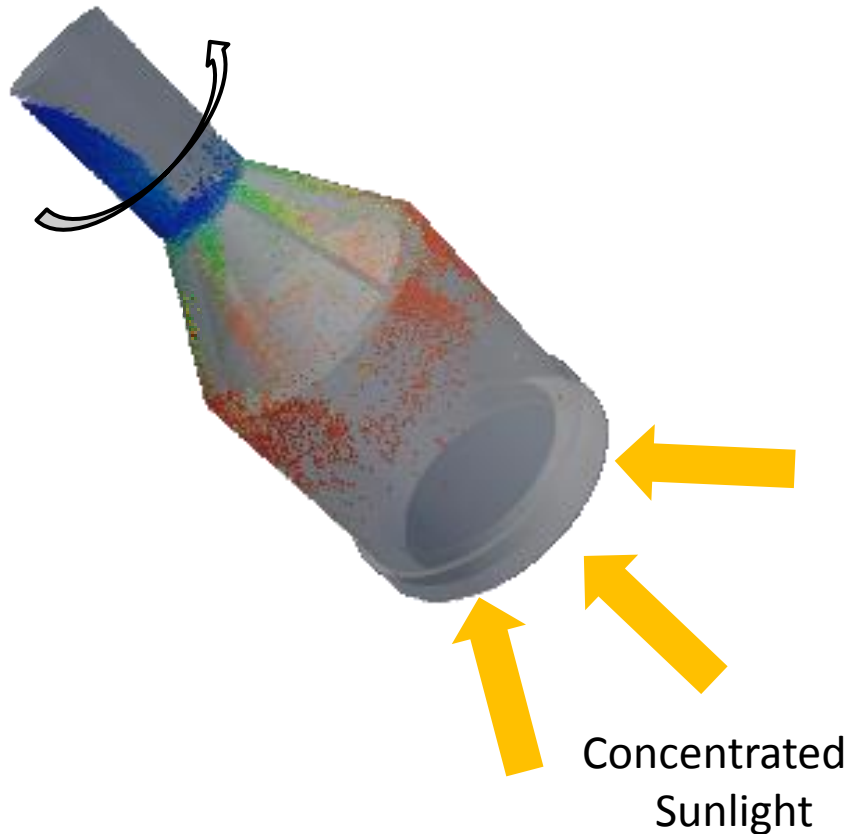
	Specific heat [kJ/kg]	Mass per kWh [kg/kWh]	Volumetric storage capacity [kWh/m <sup>3</sup> ]	Specific material costs at 1€/kg [€/kWh]
<b>Solar Salt (60%NaNO<sub>3</sub>,40%KNO<sub>3</sub>) T = 288°C - 565°C</b>	446	8.1	204	8.1
<b>Sintered bauxite particles T = 288°C - 565°C</b>	314	11.5	175	11.5
<b>Sintered bauxite particles T = 400°C - 1000°C</b>	735	4.9	408	4.9



# Centrifugal particle receiver principle



## Centrifugal Particle Receiver (“CentRec<sup>®</sup>”)



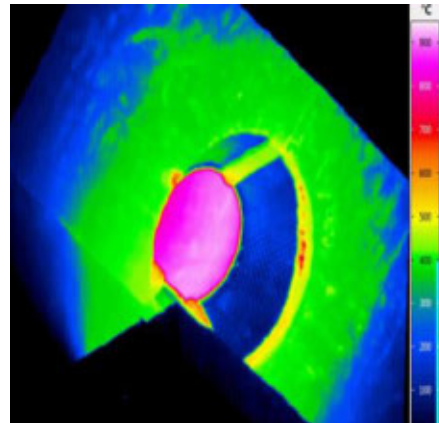
- Centrifugal forces form a particle film inside the rotating receiver drum
- Concentrated sunlight enters the receiver through the circular opening at the bottom and is absorbed directly by the particles on the inner walls
- Particle inlet at the top and outlet through the collection ring at the bottom
- Rotation allows control of retention time and therefore particle outlet temperature



# Development status



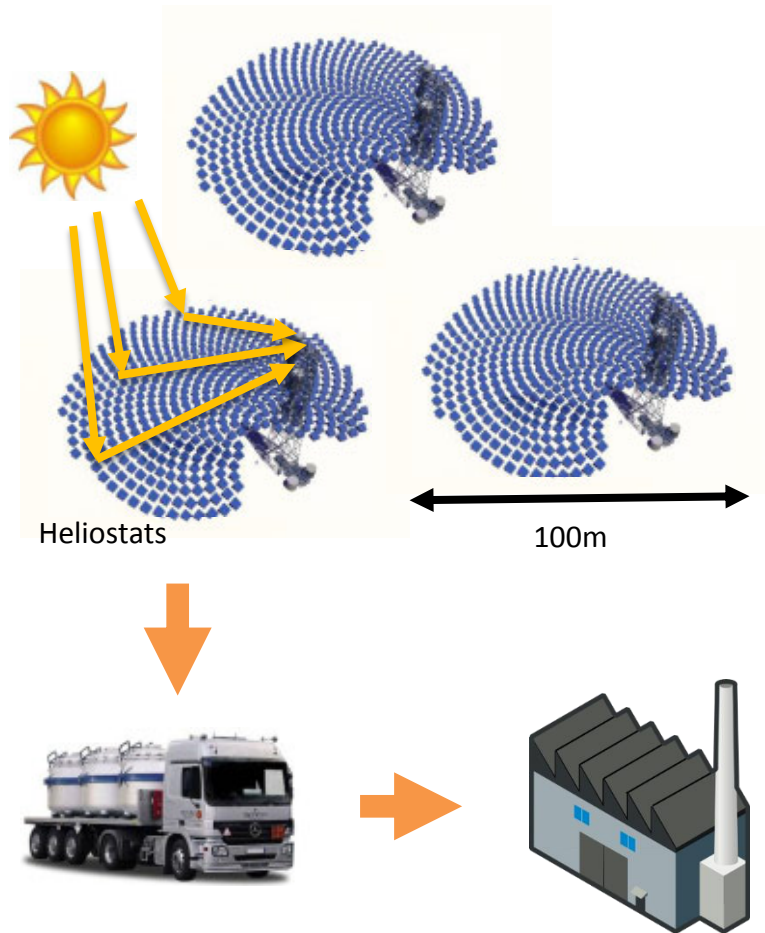
- **2.5 MW<sub>th</sub> solar receiver prototype** achieved **965°C** outlet particle temperature at the Solar Tower Jülich, Germany
- Funding for project to scale receiver design to **50 MW<sub>th</sub>** expected soon
- Spin-off company **HelioHeat GmbH** for commercialization of the receiver technology funded



Next step:  
**Demonstration plant**



# Multi-tower plant design



- **Multiple solar towers** can be combined, using particle transport similar to molten aluminium road transport, to **scale capacity to needs**
- Due to horizontal particle transport the plant can be built a few kilometers **away from the energy user** if:
  - Land is unavailable or expensive next to a manufacturing plant
  - Dust emissions from manufacturing plants are too high



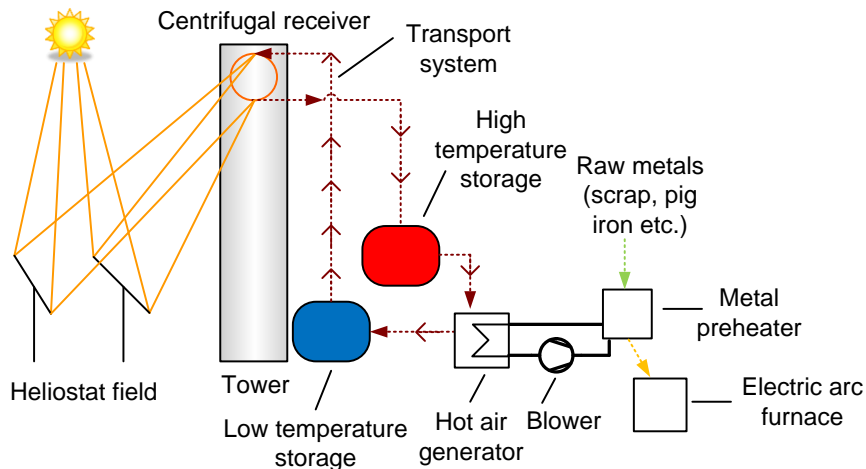
# Case study for a foundry in Brazil, State of Sao Paulo



- Melting capacity 22.5 t/h for cast iron with induction furnaces  
→ ~12 MW<sub>el</sub> baseload consumption
- Potential solar contribution by preheating scrap to 600°C:  
4 MW<sub>th</sub> baseload
- Average annual DNI:  
2175 kWh/m<sup>2</sup>a
- Corresponding solar plant using 2.5 MW<sub>th,peak</sub> receivers and 15 h of storage needs 5 towers
- **Payback time < 3 years due to replacement of electricity at 140 €/MW<sub>el</sub> by solar generated heat**



# Application: Low GHG secondary steel by integration of solar heat in electric arc furnaces (EAF)

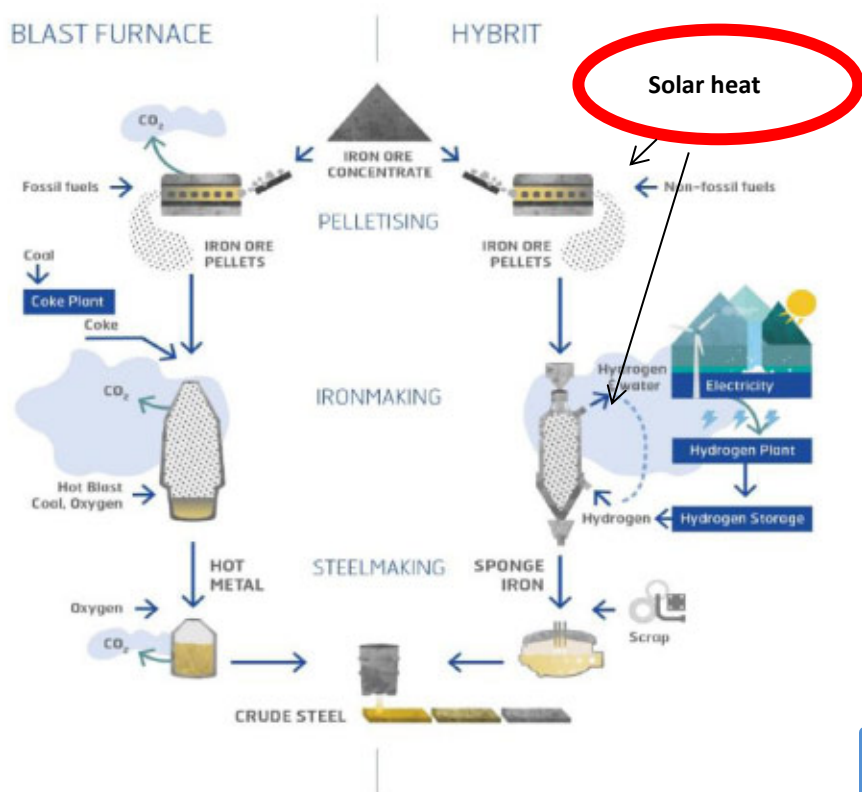


- **25% of world steel production** with EAFs, 50% by 2050 expected
- **~1/3 energy saving** is currently achieved by **preheating steel** to 600°C with furnace off-gases from co-firing of natural gas and coal, but rarely deployed due to problems with dust in the off-gas
- **Pre-heating** can be done **with solar heat**
- An inert gas loop enables higher pre-heating than 600°C without oxidation problems, saving more energy than current methods

**Good financials** due to substitution of electricity by solar heat (no turbine loss)



# Application: Low GHG primary steel by integration of solar heat in direct reduced iron (DRI) production

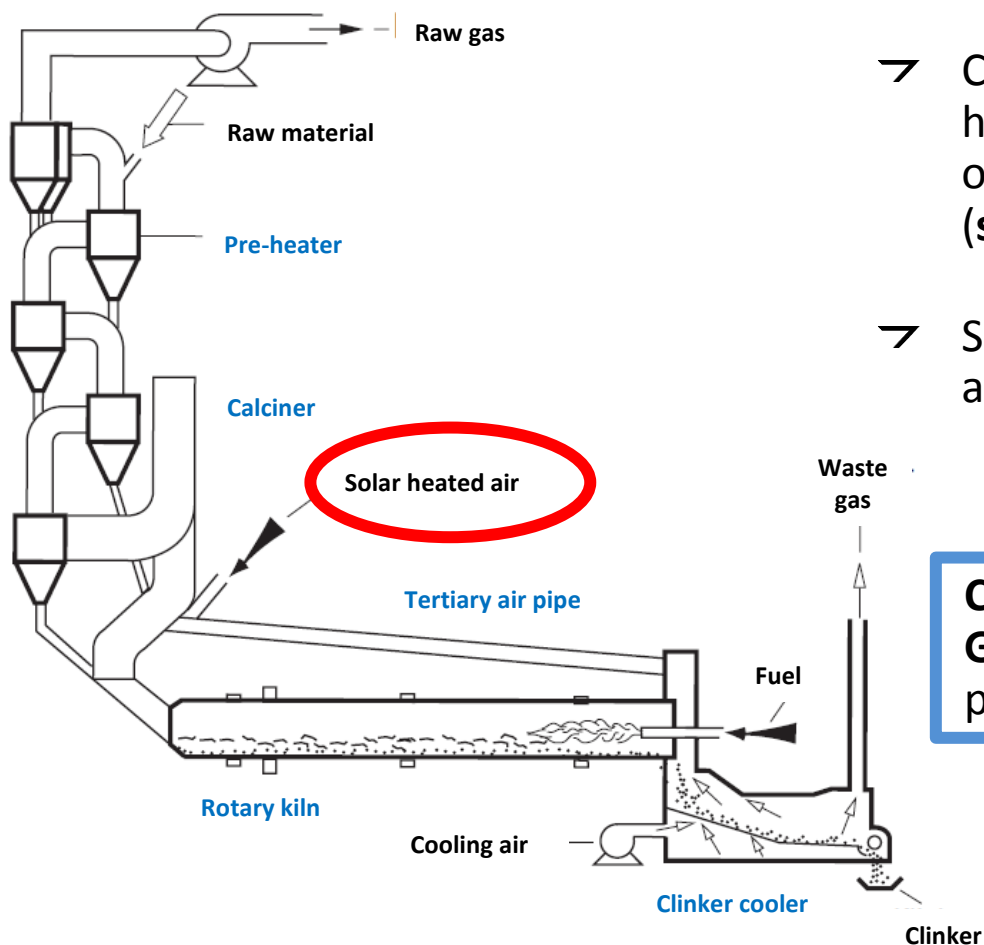


- **75% of world steel production** from ore today, 50% by 2050 expected
- A consortium in Sweden is building the first demo plant for **green steel based on** direct reduced iron (DRI) with **green H<sub>2</sub>** instead of CH<sub>4</sub> [HYBRIT]
- Using **solar high temperature process heat** in this project could save a lot of CH<sub>4</sub> today or green H<sub>2</sub> in the future and make it **much more competitive**

**Good financials** due to substitution of CH<sub>4</sub> today or green H<sub>2</sub> in the future



# Application: Low GHG cement with solar heat



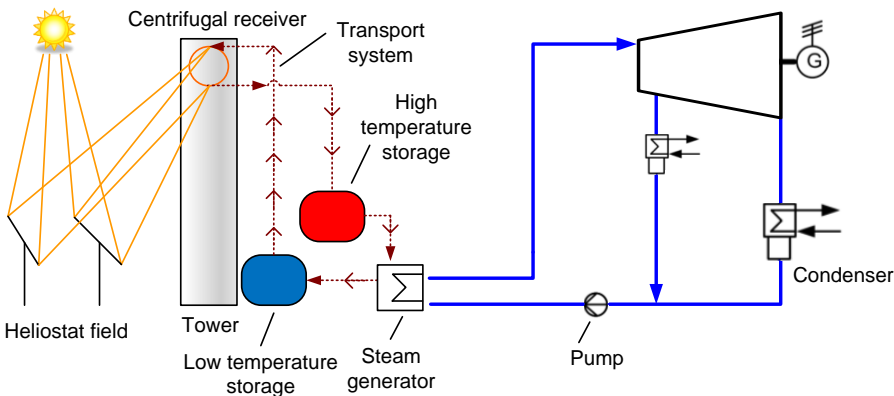
- Ceramic particles at 900°C can produce hot air to replace the fuel in the calciner of a cement plant (saves ~60% of the energy needed)
- Solar thermal cement production could avoid ~0.7 Gt/a CO<sub>2</sub> in China alone

**Cement production is the largest single GHG producing process of all industrial processes**



# Application: Electricity generation and Combined Heat & Power (CHP)

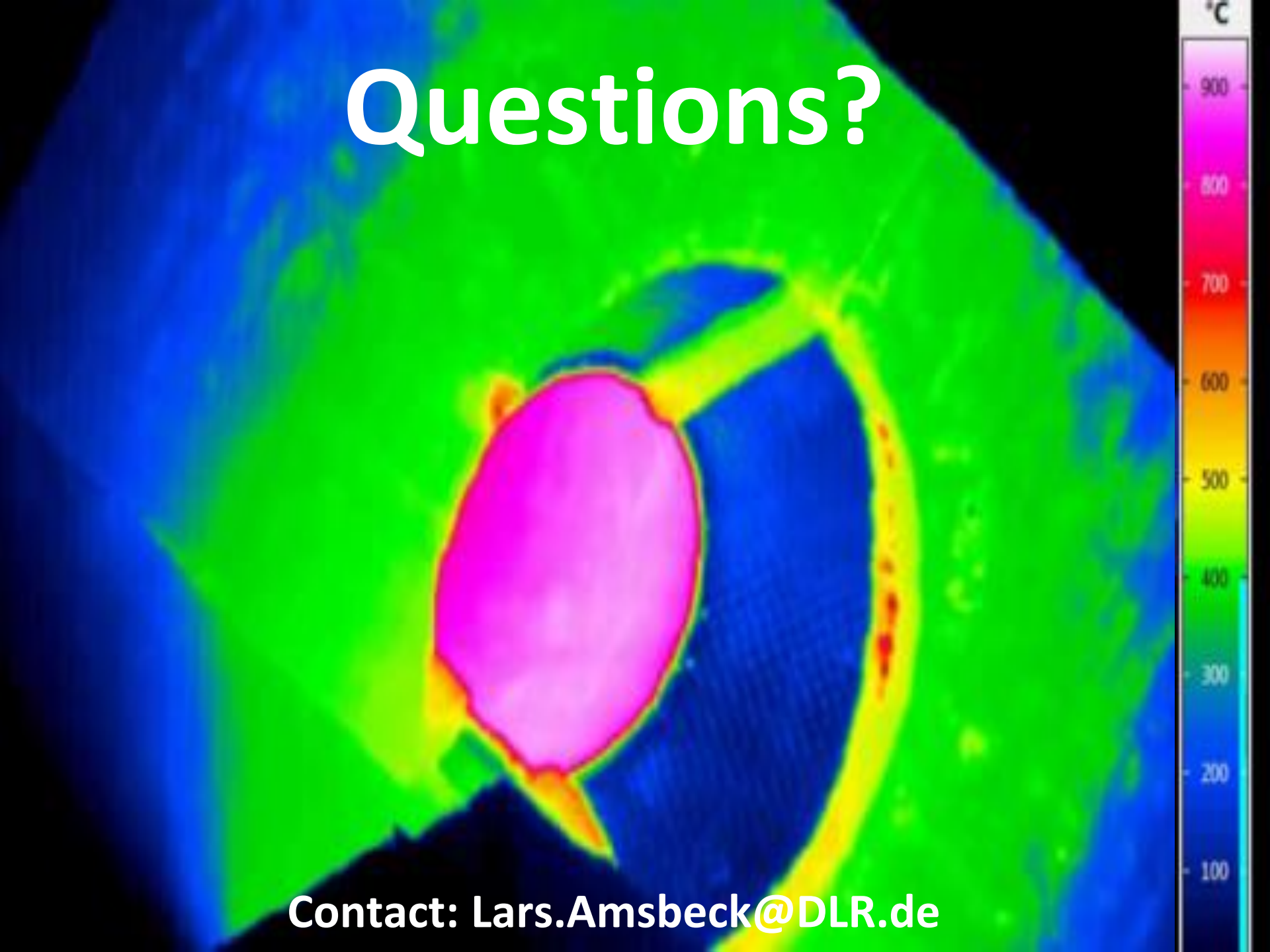
- The high temperature of the particles allow power production through steam turbines,  $s\text{CO}_2$  turbines and potentially also gas turbines
- Cogeneration of heat enhances the economics (worldwide capacity  $\sim 300 \text{ GW}_{\text{el}}$ ) [\[IEA\]](#)



Solar CHP with particles achieves **lower heat costs through** partial production of **higher value electricity** while providing **low cost storage for 24h operation**



# Questions?



Contact: [Lars.Amsbeck@DLR.de](mailto:Lars.Amsbeck@DLR.de)